


How to submit assignments on the Learning Management System

- 1. Download any files or instructions associated with your assignment.
- 2. Your instructor will assign due dates and times.
- 3. Click "Add Submission" at the bottom of your assignment page to submit your document.
- 4. You can upload or drag and drop your assignment.
- 5. Make sure you accept all conditions when submitting your document. The document is not submitted until you have done so.

1. Download any files or instructions associated with your assignment.
2. Your instructor will assign due dates and times.
3. Click "Add Submission" at the bottom of your assignment page to submit your document.

Law: Midterm Exam

 Law-Midterm online Aesessment.docx 8 April 2020, 4:28 PM

Submission status

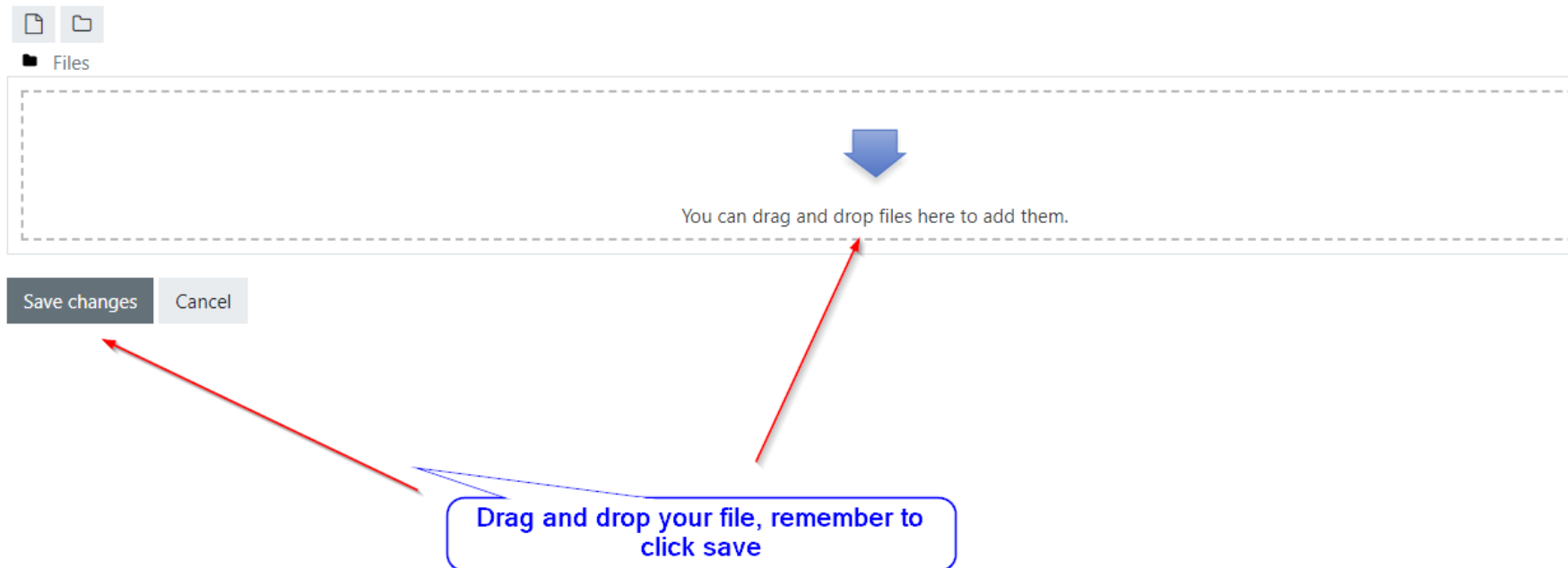
Submission status	No attempt
Grading status	Not graded
Last modified	-
Submission comments	▶ Comments (0)

[Add submission](#)

You have not made a submission yet.

File submissions

Maximum file size: 2GB, maximum



The screenshot shows a file upload interface. At the top left, there are icons for a document and a folder, followed by the text "Files". Below this is a large dashed rectangular area representing the file drop zone. Inside this area, a blue downward-pointing arrow is centered, with the text "You can drag and drop files here to add them." below it. At the bottom left of the interface, there are two buttons: "Save changes" and "Cancel". A blue callout box with a white background and a blue border is positioned below the interface. It contains the text "Drag and drop your file, remember to click save". Two red arrows originate from the callout box: one points to the "Save changes" button, and the other points to the blue arrow in the drop zone.

You can upload or drag and drop your assignment.

Law: Midterm Exam

Law-Midterm online Assessment.docx 8 April 2020, 4:28 PM

Submission status

Submission status	Draft (not submitted)
Grading status	Not graded
Last modified	Wednesday, 8 April 2020, 4:42 PM

File submissions

Law-Midterm online Assessment.docx 8 April 2020, 4:42 PM

Submission comments

Comments (0)

You can still edit or remove your assignment before submitting

Edit submission

Remove submission

You can still make changes to your submission.

Click submit when ready to submit

Submit assignment

Once this assignment is submitted you will not be able to make any more changes.

Make sure you accept all conditions when submitting your document. The document is not submitted until you have done so.

Law: Midterm Exam


Confirm submission

 This assignment is my own work, except where I have acknowledged the use of the works of other people.

Are you sure you want to submit your work for grading? You will not be able to make any more changes.


Continue

Cancel

There are required fields in this form marked  .


**check the box to confirm that this is your
work, then press Continue**

Law: Midterm Exam

 Law-Midterm online Aessment.docx 8 April 2020, 4:28 PM

Submission status

When you see the green message, your assignment was successfully submitted.

Submission status	Submitted for grading
Grading status	Not graded
Last modified	Wednesday, 8 April 2020, 4:53 PM
File submissions	 Law-Midterm online Aessment.docx 8 April 2020, 4:42 PM
Submission comments	▶ Comments (0)



CONNECT WITH THE GREYSTONE COLLEGE COMMUNITY

 GREYSTONECOLLEGE  @GREYSTONECOLLEGE  GREYSTONECOLLEGE
 BLOG.GREYSTONECOLLEGE.COM

